

Bedbugs

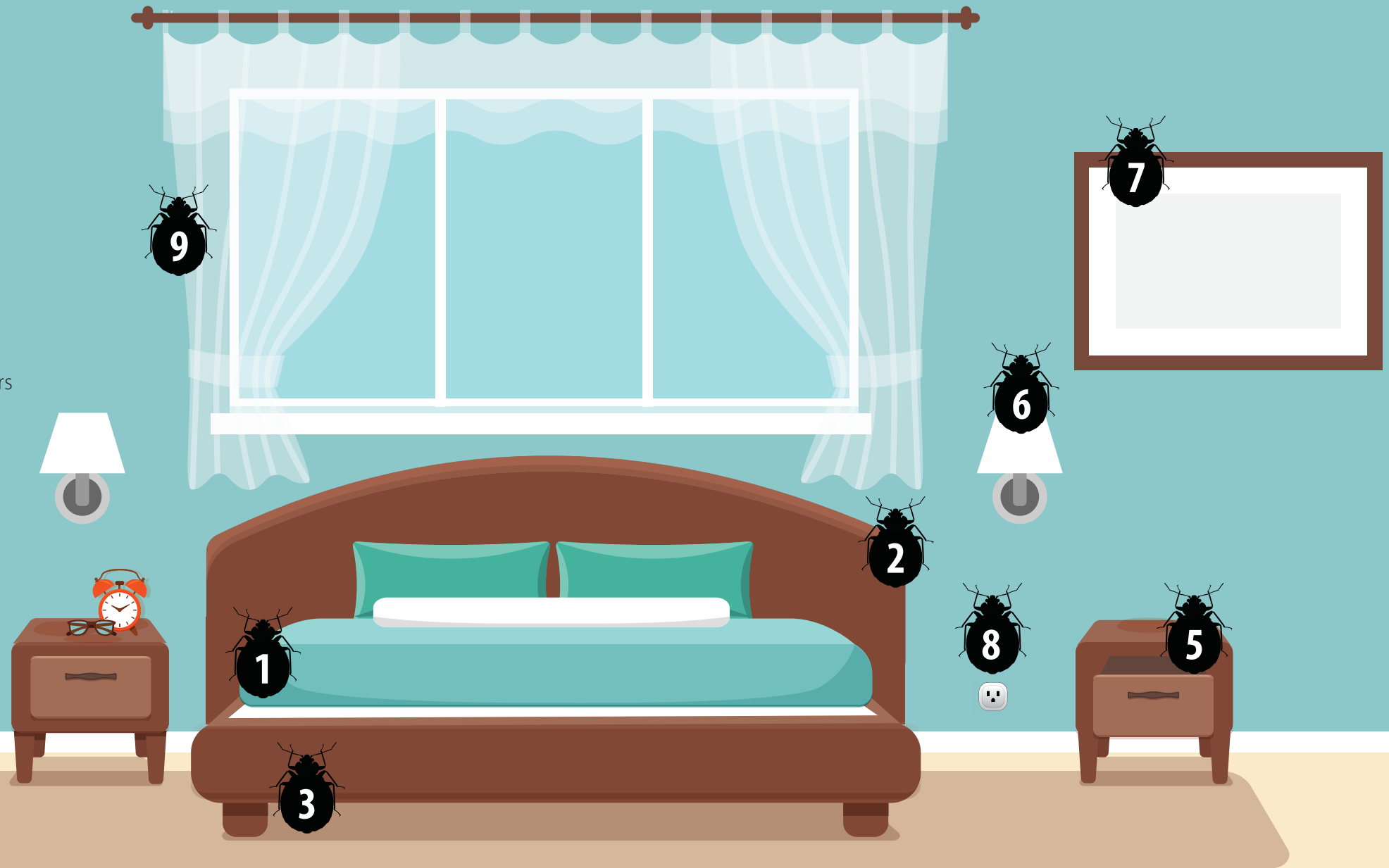
Where They Hide!

Common Areas of Inspection and Treatment

1. Mattress and box spring
2. Behind headboards
3. Along and beneath bed frames
4. Along baseboards and carpet
5. Inside and underneath furniture
6. Behind fixtures
7. Behind artwork and mirrors
8. Around and inside outlets
9. Draperies and shades

DCPH-A
 Defense Centers for Public Health – Aberdeen
 (formerly U.S. Army Public Health Center)

*Approved for public release; distribution unlimited.
 Photo by USAF Pest Management Shop, Dover AFB.
 Illustration by Getty Images.
 TA-665-JAN23*



Bedbugs Issues – House Cleaning Personnel

The area behind the headboard is often the **first place** that bedbugs become established. Look for black and brown spots of dried fecal matter. These can help pinpoint bedbugs hiding places. Shed skins are often found with dried fecal matter and eggs.

Hotel Hot Spots

Bedbugs **commonly live** in inaccessible areas, such as behind the headboard, furniture and mattress seams, inside the box spring, wall voids, picture frames, electrical outlets, base boards, and carpet seams.

Who ya' gonna call?

Notify management immediately if you suspects bedbugs.


- Report
- Isolate
- Inspect adjoining rooms
- Inspect cleaning equipment



Complaints of Bites




Blood Spots on Linen & Mattress



Fecal Matter



Insect Sightings



Mattress Seams



Carpet Seams



Corners, Cracks and Crevices



Box Spring